

Stock Disassembly

A c c o u n t | B i l l i n g | S t o c k | P O S | P a y r o l l



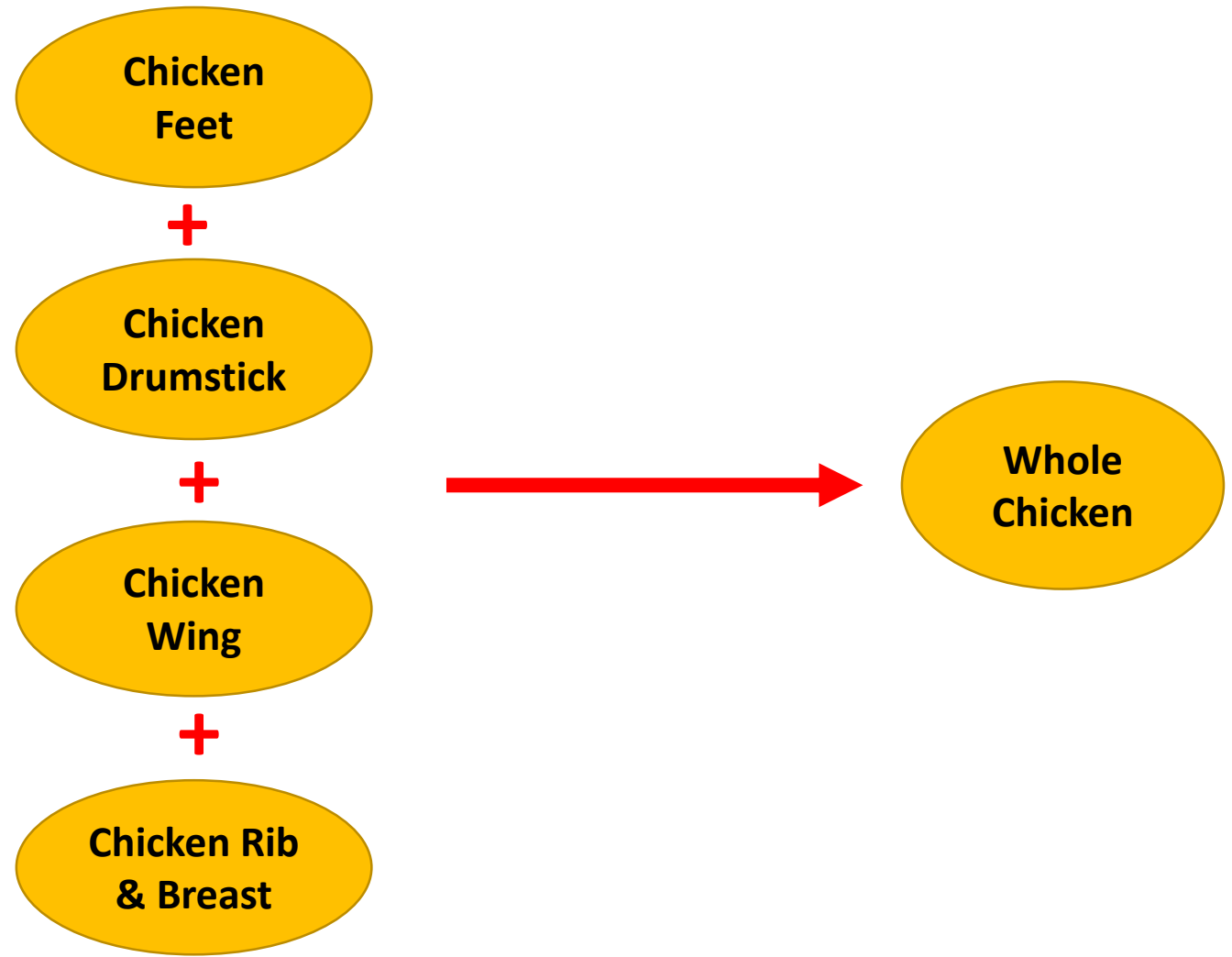
ISV/Software Solutions



- Stock Disassembly – is a reversal of Stock Assembly.
- Disassemble finished goods and get back to its raw materials.
- Decrease stock quantity of finished goods and increase stock quantity of raw material items.
- Raw material cost will be fraction and calculated from Finish Goods cost

1. BOM Item

- BOM maintenance is required in order to do Stock Disassembly.



1. B.O.M Item

Maintained a B.O.M Item.

1.1. Go to *Stock > More Stock Maintenance > Item B.O.M Maintenance*

1.2. Click on New button.

Item B.O.M. - MOBILE PHONE TRADING 2014 - AutoCount Accounting (Ver: 2.0) (Rev: 103)

File G/L A/R A/P Inquiry Stock Sales Purchase Bonus Point Business Flow General Maintenance Tools GST Window Help

Item B.O.M.

Hint: In this windows you can add, edit and delete Item Bill Of Material.

Drag a column

Click on New button to create new BOM item

Item	Assembly Cost	SN Format Name	Total Bal. Qty	Finish Good Cost
+	8		3	143
>+	1	OKEN	5	9.2

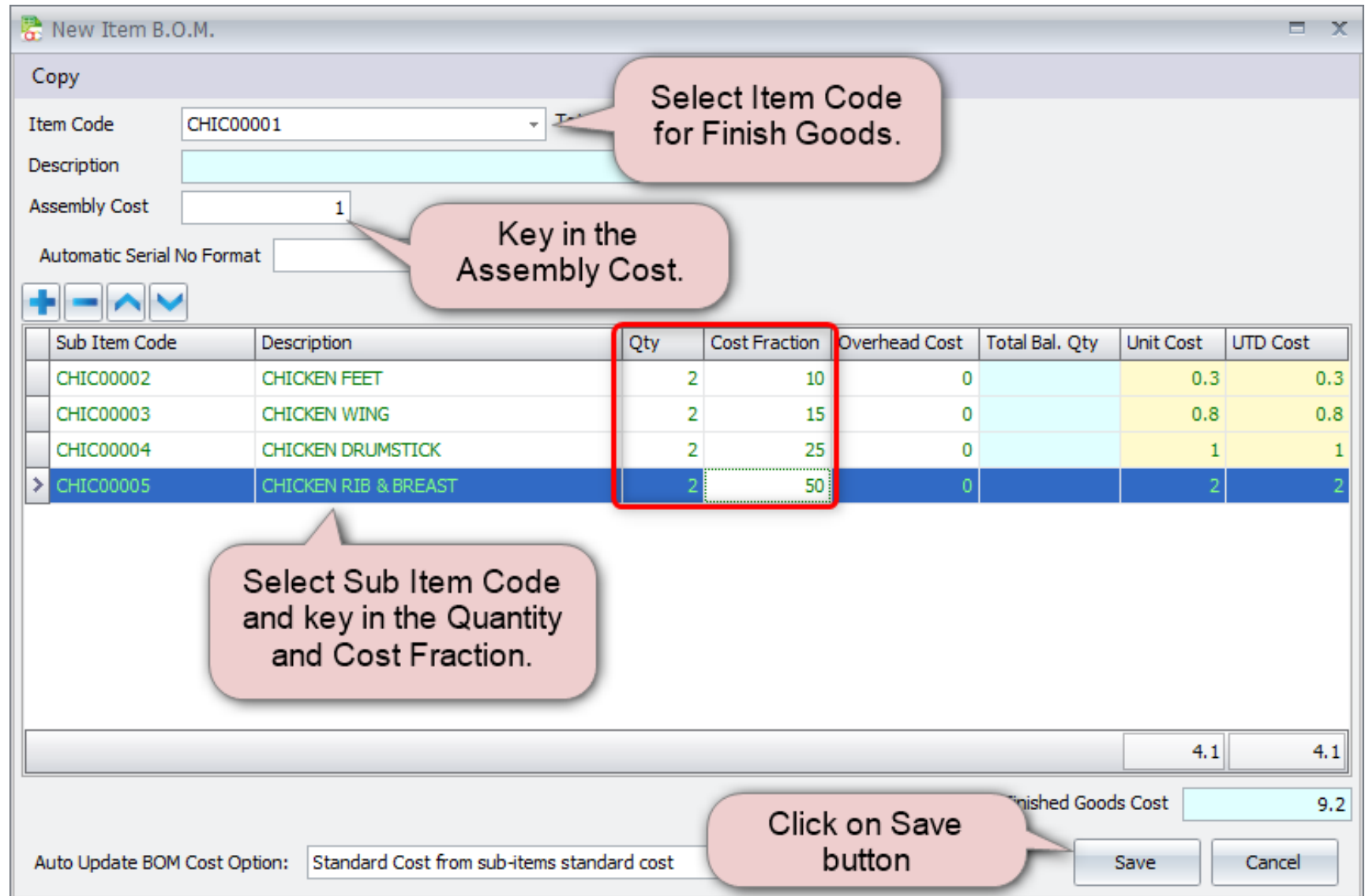
1. BOM Item

1.3. Select Item Code for Finish Goods.

1.4. Key in the Assembly Cost.

1.5. Select Sub Item Code and key in the Quantity and Cost Fraction.

1.6. Click on Save button.



The screenshot shows the 'New Item B.O.M.' window. It includes a 'Copy' section with fields for 'Item Code' (CHIC00001), 'Description', 'Assembly Cost' (1), and 'Automatic Serial No Format'. Below this is a table with columns: Sub Item Code, Description, Qty, Cost Fraction, Overhead Cost, Total Bal. Qty, Unit Cost, and UTD Cost. The table lists five sub-items: CHICKEN FEET, CHICKEN WING, CHICKEN DRUMSTICK, and CHICKEN RIB & BREAST. The 'Qty' and 'Cost Fraction' columns for the last three items are highlighted with a red box. At the bottom, there are fields for 'Finished Goods Cost' (4.1) and 'Total Cost' (4.1), and a 'Save' button. A callout bubble points to the 'Save' button with the text 'Click on Save button'.

Annotations:

- Select Item Code for Finish Goods.
- Key in the Assembly Cost.
- Select Sub Item Code and key in the Quantity and Cost Fraction.
- Click on Save button

Sub Item Code	Description	Qty	Cost Fraction	Overhead Cost	Total Bal. Qty	Unit Cost	UTD Cost
CHIC00002	CHICKEN FEET	2	10	0		0.3	0.3
CHIC00003	CHICKEN WING	2	15	0		0.8	0.8
CHIC00004	CHICKEN DRUMSTICK	2	25	0		1	1
> CHIC00005	CHICKEN RIB & BREAST	2	50	0		2	2

2. Stock Disassembly

Create New Stock Disassembly.

2.1. Go to *Stock > Stock Disassembly*


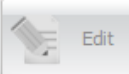
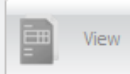

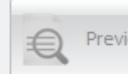




2.2. Click on New button.

Stock Disassembly - MOBILE PHONE TRADING 2014 - AutoCount Accounting (Ver: 2.0) (Rev: 103)

File G/L A/R A/P Inquiry Stock Sales Purchase Bonus Point Business Flow General Maintenance Tools GST Window Help Report

Stock Disassembly

Hint: In this Stock Disassembly window, you can create, modify, or delete stock Disassembly.

 New
  Edit
  View
  Find
  Preview
  Print
  Print Listing
  Delete
  Refresh
 ☒ Show this grid at startup

Click on New button to create new Stock Disassembly

Item Code	Location	Batch No.	Proj. No.	Dept. No.	Ref. Doc. No.	F/G Net Total	R/M Net Total	Cancelled	Multi-Level
						0.00	0.00		

Record 0 of 0

2. Stock Disassembly

2.3. Select BOM Item and key in quantity to disassemble into Raw Material.

2.4. Cost will be distributed according to the cost fraction set in BOM Item.

2.5. Click on Save button.

New Stock Disassembly - [Next Possible No: DA-000004]

Home Edit

Save as Draft Save

Update Item Cost with Standard Cost

Update Item Cost with Up-To-Date Cost Editing

Costing Options Cost Fraction

Item Search

Show Instant Info Show Instant...

Copy from other Stock Disassembly Copy Stock Disassembly

Copy to a new Stock Disassembly

Description STOCK DISASSEMBLY Stock Disassembly No <<New>> Date 23/10/2018

Ref. Doc. No

Finish Goods

Item Code CHIC00001 Quantity 1 Location HQ

Item Cost 7

Total Cost 7.00

Disassembly Cost 1

Net Total Cost 8.00

Select BOM Item and key in quantity to disassemble into Raw Material.

Item Code	Location	Description	Batch ...	Fu...	Proj. No.	Dept...	UOM ...	Qty	Cost Fracti...	Item Cost	Overh...	SubTotal
CHIC00002	HQ	CHICKEN FEET		...			2	2	10	0.4	0	0.8
CHIC00003	HQ	CHICKEN WING		...			2	2	15	0.6	0	1.2
CHIC00004	HQ	CHICKEN DRUMSTICK		...			2	2	25	1	0	2
CHIC00005	HQ	CHICKEN RIB & BREAST		...			2	2	50	2	0	4

Cost will be distributed according to the cost fraction set in BOM Item.

Click on Save button

Raw Material Total Cost 8.00

Proceed New Stock Disassembly

Save Save & Preview Save & Print Cancel

3. Stock Card Report

View the *Stock Card Report* to see the stock movement

3.1. Filter item code

3.2. Click on Inquiry

3.3. Expand the item details :
Finished goods item (Whole Chicken) quantity is decrease & raw material items are increase.

Stock Card - MOBILE PHONE TRADING 2014 - AutoCount Accounting (Ver: 2.0) (Rev: 103)

File G/L A/R A/P Inquiry Stock Sales Purchase Bonus Point Business Flow General Maintenance Tools GST Window Help Report

Stock Card

Basic Filter

Date Range: 01/10/2018 to 23/10/2018

Stock Item: Filter by range from CHIC00001 to CHIC00005

Filter Item Code

Click on Inquiry

Stock movement will be reflected as per below. Finished goods item (Whole Chicken) quantity is decrease & raw material items are increase.

Item Code	Loc...	UOM	Item Group	Item Type	Description	Costi...	B/F Qty	B/F Cost	Avera...	Balance...	Balanc...	Averag...	CSGN Qty	CSGN Cost	On Han...	On Hand Cost
CHIC00001	HQ	PCS	CHICKEN	FRESH FOOD	WHOLE CHICKEN	Weig...	0	0	0	4	28	7	0	0	4	28
Detail																
Item Code	Location	UOM	Date	Doc. Type	Doc. No.	In Qty	Out Qty	Qty	Cost	Total Cost	Balance Qty	Balance Cost	Average Balanc...			
CHIC00001	HQ	PCS	23/10/2018	PI	PI-000008	5			5	7	35	5	35	7		
CHIC00001	HQ	PCS	23/10/2018	DA	DA-000004		-1		-1	7	-7	4	28	7		
CHIC00002	HQ	PCS	CHICKEN	FRESH FOOD	CHICKEN FEET	Weig...	0	0	0	2	0.8	0.4	0	0	2	0.8
Detail																
Item Code	Location	UOM	Date	Doc. Type	Doc. No.	In Qty	Out Qty	Qty	Cost	Total Cost	Balance Qty	Balance Cost	Average Balanc...			
CHIC00002	HQ	PCS	23/10/2018	DA	DA-000004	2			2	0.4	0.8	2	0.8	0.4		
CHIC00003	HQ	PCS	CHICKEN	FRESH FOOD	CHICKEN WING	Weig...	0	0	0	2	1.2	0.6	0	0	2	1.2
Detail																
Item Code	Location	UOM	Date	Doc. Type	Doc. No.	In Qty	Out Qty	Qty	Cost	Total Cost	Balance Qty	Balance Cost	Average Balanc...			
CHIC00003	HQ	PCS	23/10/2018	DA	DA-000004	2			2	0.6	1.2	2	1.2	0.6		
CHIC00004	HQ	PCS	CHICKEN	FRESH FOOD	CHICKEN DRUMSTICK	Weig...	0	0	0	2	2	1	0	0	2	2
Detail																
Item Code	Location	UOM	Date	Doc. Type	Doc. No.	In Qty	Out Qty	Qty	Cost	Total Cost	Balance Qty	Balance Cost	Average Balanc...			
CHIC00004	HQ	PCS	23/10/2018	DA	DA-000004	2			2	1	2	2	2	1		
CHIC00005	HQ	PCS	CHICKEN	FRESH FOOD	CHICKEN RIB & BREAST	Weig...	0	0	0	2	4	2	0	0	2	4
Detail																
Item Code	Location	UOM	Date	Doc. Type	Doc. No.	In Qty	Out Qty	Qty	Cost	Total Cost	Balance Qty	Balance Cost	Average Balanc...			
CHIC00005	HQ	PCS	23/10/2018	DA	DA-000004	2			2	2	4	2	4	2		
							0	0		12	36		0	0	12	36

Record 1 of 5

Thank You

A c c o u n t | B i l l i n g | S t o c k | P O S | P a y r o l l



ISV/Software Solutions

